

July / August 2019

THE BUDGERIGAR

The Official Publication of the Budgerigar
Society of New South Wales INC.

Australia's National Bird



2019 Australian National Budgerigar
Championship Show Winner
Class 11 Albino

TIM GLEESON

Congratulations!

Breeder's Quality

GOLDEN COB®

Knows birds best.

Since 1895, we have been producing the GOLDEN COB® Breeder's Quality range of seed mixes, to provide Australian birds with the nutrition they need for health & vitality.

A diet of seeds alone is typically low in essential nutrients, but GOLDEN COB® seeds are coated with our unique vitamin & mineral enriched oil, to provide:

- ✓ **Vitamin A** – important for healthy immune system & good eyesight.
- ✓ **Vitamin D3** – to assist calcium absorption.
- ✓ **Vitamin E** – for reproductive health & increased fertility.
- ✓ **Iodine** – for healthy thyroid function.

Developed by reputable breeders & avian experts, the GOLDEN COB® Breeder's Quality range includes specially formulated products in 5kg & 20kg packs.

www.goldencob.com.au



THE BUDGERIGAR

March/April 2019

The Official Publication of the Budgerigar Society of New South Wales Inc.

Please direct all enquiries to:

President

Steve Wackwitz
0417 024 875
president@budgerigar.com.au

Secretary

Mark Finnimore
0432 680 717
secretary@budgerigar.com.au

Membership

Myles Henke
0417 024 875
membership@budgerigar.com.au

The budgerigar magazine is provided via email free of charge to all members of the BSNSW INC.

E-Subscriptions: \$24 for 6-issue each year. Printer: \$60 for 6-issue each year.

Get more information or arranged a Subscriptions by emailing editor@budgerigar.com.au

Management Committee of the Budgerigar Society of New South Wales Inc.

President

Steve Wackwitz
0417 024 875
president@budgerigar.com.au

Vice President

Stuart Foster
0439 898 472
vicepresident@budgerigar.com.au

Vice President

Stuart Williams
(02) 9627 3908
birdboxesgalore2@bigpond.com

Secretary

Mark Finnimore
0432 680 717
secretary@budgerigar.com.au

Minute Secretary

Aaron Beman
0488 013 509
justprinton@gmail.com

Treasurer

David Butters
(02) 6241 3585
treasurer@budgerigar.com.au

Webmaster

Fehmeed Bilgrami
0401 137 866
webmaster@budgerigar.com.au

Publicity Officer

Mark Hawke
0429 818 085
hawkeys@bigpond.com

Magazine Editor

Justin Magnee
0433 124 499
editor@budgerigar.com.au

Membership Registrar

Myles Henke
0402 835 238
membership@budgerigar.com.au

Ring Registrar

Myles Henke
0402 835 238
rings@budgerigar.com.au

Show Manager

Jim Baker
0413 980 334
jimandbrendabaker@gmail.com

Judges Panel chairperson &

Secretary

Jean Painter
0417 024 875
president@budgerigar.com.au

Judges Appointment

Secretary

Kathy Manton
(02) 9627 7748
iankathymanton@bigpond.com

Services Section Manager

Kathy Manton
(02) 9627 7748
iankathymanton@bigpond.com

Colours & Standards

Andre Ozoux
0418 272 870
idandre@iprimus.com.au

WORDS FROM THE EDITOR.

Hi All,

I would like to start this report by thanking each person of the BSNSW that have provided me with the support I have needed to bring you the publication that is "The Budgerigar". I look forward to providing the best work I possibly can for the BSNSW.

During the recent events in the society I was fortunate enough to attend the BSNSW Annual show, A number of auctions and most importantly have been able to converse with a lot of yourselves about what you would like in the magazine and your thoughts on the magazine.

I thank everybody for your kind words and positive words.

Since the last publication we have had numerous enquiries from members of the society, Members of the general public and members of other societies requesting to purchase and receive the magazine both via email and postal. We have had a couple of people successfully purchase both versions of the magazine also.

I am still wanting new and fresh ideas for the publication if anybody has any, articles, news, even club news. We would love to see and include any club new in the magazine also.

Email any news, articles, or anything you think might relate to editor@budgerigar.com.au for inclusion in the magazine.

I look forward to providing ua quality magazine for you all.

Thank You
Justin Magnee
Editor BSNSW

The Budgerigar Society of
New South Wales Inc is proud
to be affiliated with the
Australian National
Budgerigar Council
www.nationalresults.net



CONTENTS

PAGE	CONTENT
3	BSNSW Official Management
4	Words from the Editor & Contents
5	A word from our President & Secre-
6	Branch ads & Advertising Rates
7	What's On
8-9	Flashback : The Bob Wilson Story
10	The Bob Wilson Story Continued and Breeders Directory
11	The Standard
12-13	Gerald Binks Obituary & Using Garlic to protect against mites.
14—15	BSNSW Branches & Management notice
16	Associates info
17-19	The Crested Budgerigar
20	BSNSW Membership form
21	BSNSW Nominations
22-23	Judges panel report & Show manag- ers report
25-26	BSNSW Annual show results
27-28	Newcastle Budgerigar club annual show results.
29	BSNSW Club News

The contents or any contribution are the expression or opinion of the author & not necessarily those of the society or its Editor. The Society reserves the right to edit, accept, or reject any advertisement, or article for clarity, space or for any reason without obligation.

All advertisements in this publication should comply with the Trades Practices Act 1974 as amended. Copyright is an offence under the Commonwealth copyright Act 1968 or amendments to reproduce any part of the content of this publication, including advertising artwork & photography without prior written consent of the publisher. Copyright 2017 Budgerigar Society of New South Wales Inc

A WORD FROM OUR PRESIDENT.

By now most members would be enjoying their breeding room being in full swing. I hope that your pairings produce what you are aiming for, for the next show season.

Our recent BSNSW Management meeting was poorly attended but we were able to have the meeting and discuss recent events with reports being tabled.

Most Branches are conducting their Annual General meetings and if you are elected as Management delegates please attend in person or online to have your branch opinions noted on the subjects discuss & on running of the society. We only meet bi-monthly with business taking 2 1/2 to 3 hours to complete. Thank you to members who are taking positions at their branches & I wish you all the best in the coming year.

Members are reminded that your annual subscriptions are now due and should be banked directly to the BSNSW with your name & membership number in the details for easy recording. The society will then forward to your branch their part of the fees paid.

The BSNSW Annual Show, which was postponed in January because of the weather, was held on 30th June with support being very disappointing but those there on the day were pleased with the event. Congratulations to James Matthews on taking out Grand Champion with a very nice Spangle Double Factor Hen. Congratulations to all other winners on the day.

It has been a sad time for the society with the passing of Jean Gorman & Robert Smith with Jean being a good worker locally at all shows being very much appreciated until her health deteriorated & she was not able to attend. Robert Smith was very helpful to members in the New England area for many years & will be sadly missed.

The next important event on the calendar is the Society's Annual General Meeting on 14th September 2019 so please endeavour to attend or request a postal vote for those positions which require a vote. (Please note that Stuart Williams has withdrawn his nomination for President)

Enjoy the breeding season.

Steve Wackwitz
President BSNSW



WORDS FROM OUR SECRETARY.

We have received a high amount of correspondence this month in regards to minutes and updates being forwarded. If anyone is interested in reading any of the incoming correspondence please just let me know and I will forward it on or I have a printed copy of each available at our management meetings.

I am looking at implementing a drop box where we can share documents and it would allow everyone to see relevant reports for the area they are interested in.

I have emailed all of the Branches to remind them as they move forward in their elections to forward all changes to their committees to obtain their Certificate of Currency

Thanking you
Mark Finnimore

ST GEORGE / ILLAWARRA 43RD ANNUAL YOUNG BIRD SHOW

SUNDAY, 27th October,

VENUE

BEXLEY SCHOOL OF ARTS,
476 FOREST ROAD, BEXLEY.

A variety show with Young Birds (2018) and
Juvenile Adult Feather (2019).

Schedule available on the BSNSW website.



Entries

Show Secretary, Ken Liley,
Tel: 0438-292-965 or 9546-5881 on
Thursday, 24th October between 6 pm and 9
pm.

OR by email -

stgeorgebudgerigarbranch@gmail.com

Enquiries:

Bruce Bradford, Tel: 9344-0779 or
Dan Strinic, Tel: 4283-4355.

Early breakfast, morning tea and lunch
will be available at the venue.



Northside Branch



46th Annual Variety Show

Sunday, 25th August 2019.

St. Ives Showground, Douglas Pickering Pavilion
Mona Vale Road, St. Ives. NSW.

Have a huge budgie day at Northside!

Young Birds 2018 (Red) rung birds & Juvenile Birds are 2019 (Black)

- Trade Stand
- Breakfast, lunch, drinks and snacks available all day
- Bird Sales – Everyone is invited to sell birds on the day
(10% donation on sales to Northside Branch)

The Show Schedule is available on BSNSW website
All enquiries on 04021 48021 or email pauloneill1@optusnet.com.au

Entries: Phone-in is on Friday 23rd August
between 7pm & 9.30pm on 9987-4907 or EMAIL by that day

Cost: \$1 per cage; maximum of \$20
Benching: 8.00am to 9.00am

See you all there!

ADVERTISEMENT RATES

COMMERCIAL RATES

Two Page Spread	-	\$650	Yearly ONLY
Full Page	-	\$360 / 6 Issues	- \$70 Per single advertisement
1/2 Page	-	\$210 / 6 Issues	- \$45 Per single advertisement
1/4 Page	-	\$120 / 6 Issues	- \$30 Per single advertisement
Business card size	-	\$60 / 6 issues	- \$15 Per single advertisement

BREEDERS DIRECTORY LISTINGS

\$60.00 / 6 Issues or \$15.00 Per desired issue.

This option allows for advertising during peak cull season and times you may need to advertise birds for sale.

BRANCHES & ASSOCIATED SOCIETIES, CLUBS, SHOW EVENTS, SEMINARS, AND AUCTIONS.

1 Free 1/2 Page Advertisement per year, any other advertisements will be charged at \$10 per advertisement.

All payments must be made to the society prior to the deadline for the magazine.

BSNSW INC. WHATS ON?

JULY

6th	Hills District Branch Super Auction
13th	BSNSW Management meeting, Blacktown RSL Club
14th	Newcastle Annual Show

AUGUST

10th	Newcastle Budgerigar Club Auction
25th	Northside Branch Annual Show

SEPTEMBER

8th	West Sydney Branch Annual Show
14th	BSNSW Annual General Meeting, Blacktown RSL Club
15th	Pied Budgerigar Society of Australasia Annual show & Auction
22nd	Hunter Branch Annual Show
28th	Budgerigar Improvement Society Annual Show

OCTOBER

13th	Canberra Budgerigar Club Annual Show
20th	BRASEA Auction Bexley, Sydney
27th	St George/ Illawarra Young Bird Show

NOVEMBER

2nd	Mid—State Budgerigar Club Annual Show
17th	Central Coast Annual Show
24th	Sydney Lawn Show (BRASEA)

CLUB ADVERTISEMENTS
WANTED!

FLASHBACK TO MARCH 2016

THE BOB WILSON STORY

I don't know Bob personally but have had correspondence with him for a few years through the Internet and of course Facebook. Bob's always come across as a very knowledgeable and caring person always willing to go the extra mile for beginners. He is a credit to the hobby, not only with advice he shares but for the amount of work he does for the hobby.



Bob with friends Harry Hockaday (England) and Regina Scates (Germany) during the WBO Meetings and Budgerigar Society Convention 2015

He attends the World Budgerigar Organization (WBO) meetings and also judges. One of his latest adventures has been in Egypt which could only be described as one of the best thing anyone could ever be lucky enough to do as I'd jump at the chance.

I will be in contact with Bob to thank him personally for taking the time for this wonderful insight into one of the biggest and most respected men in our hobby of Exhibition Budgerigars.

Congratulations on the fantastic job that you are doing and continue to do.

So let's take a look into what makes Bob Wilson tick.

20-20 interview with Mark Hawke



With Moheb Nabil at The Pyramids after judging the First National Budgerigar Championship in Cairo.



FLASHBACK TO MARCH 2016

THE BOB WILSON STORY

CONTINUED...

WHAT STARTED YOUR INTEREST IN BUDGERIGARS?

I grew up in a family of bird breeders in Northern Victoria. My grandmother had budgies and canaries and four uncles showed budgies. My father, who knew nothing about budgies, bought a pair for me as a Christmas present in 1959 when he was off on a business trip.

The sky blue cock and Cinnamon mauve hen bred some super cobalt that won most times I showed them. I was hooked.

Only years later did I learn that these birds had come from the late Frank Gardiner.

HOW LONG HAVE YOU BEEN IN THE HOBBY?

On and off since 1959. I sold my birds when I went off to university, started again... the move to New Zealand and later to USA. A few breaks along the way for personal and business reasons. The bug hit me again in 2010, so I started again.



WHAT CLUB AND LEVEL DO YOU SHOW AT?

I show in Champion in USA. I am Judges Administrator for Budgerigar Association of America, a lifetime member of America Budgerigar Society (ABS), and also joined The Budgerigar Society (UK).

My local club is Greater Kansas City Aviculture Society.

WHAT VARIETIES DO YOU KEEP?

My stud is mostly normals and cinnamons with a few spangles. I also have a few lutinos, recessive peds and crests.



Left.

With Moheb Nabil at The First National Budgie Show.

Right.

At Cairo convention center with Ahmad Soliman El Aggan (Rear—Show organizer), Ahmed Abd Elmaksoud and Shahir Mahmoud, proud winners of the topawards..



WHAT IS YOUR BEST MEMORY IN THE HOBBY?

My best memory in the hobby was placing second best in show at the 1991 All American in Indianapolis with a young grey green cock against 1506 entries.

Another experience, I will never forget was judging the first National Budgie show in Cairo, Egypt in April 2015.

NAME YOUR THREE TOP BUDGERIGAR BREEDS IN AUSTRALIA OR ANYWHERE ELSE USA OR WORLD.

I only visited a few breeders when I visited Australia for the Geelong Nationals in 2012 but I was very impressed with what I saw at Peter Thurn's and also Steve & Tim Grech. Hard to limit UK/European breeders to three...Daniel Lutolf, Maarten Heylen, Huxley & Marchant, Bowkers, Harry Hockaday and Mike Ball must all get a mention.

WHICH BIRD ROOM WOULD YOU LIKE TO SPEND A DAY IN HAVING A ONE TO ONE BUDGIE CHAT?

Visits I plan for later this year are with my buddy Daniel Lutold in Switzerland and also with Maarten Heylen in Belgium

FLASHBACK TO MARCH 2016

THE BOB WILSON STORY

CONTINUED...

WHICH BLOODLINES HAVE INFLUENCED YOUR STUD?

When I started again in 2010, I bought a few pair from Gary & Kathy Hicken in Utah. I did bring in a few from Andy Hind (UK) in 2012, which had Huxley & Marchant, Jo Mannes and Daniel Lutolf in the background.

The imports helped a little with directional feathering, but two families from the original Hicken birds produce the best both in numbers and quality.

WHAT WAS YOUR BEST EVER BIRD AND FOR WHAT REASON?

The Grey Green that placed second at the All American mentioned earlier. It won six shows and was prolific in the breeding cage.

WHAT CAR OR MOTORCYCLE DO YOU DRIVE/RIDE?

Nothing flash. Ford Taurus Sedan

NAME THE PERSON YOU WOULD MOST LIKE TO HAVE DINNER WITH?

Carlos Santana, he's a super musician and even better in person. I met him in a sushi bar in Los Angeles years ago. Such a great time I plan to do it again.

BREEDERS DIRECTORY

BORG & SKIVINGTON

Belgrave Victoria

Top Quality Breeders from English and German bloodlines.

Varieties in their aviary:

Normals, Opalines, Cinnamons, Dominant & Recessive Pieds, Spangles, Lutinos and Clearbodies.

All enquiries:

Anthony Borg
(03) 8838 8555
Rod Skivington
(03) 9752 5571

ANTHONY LAHOOD

Varieties in their aviary:

Normals, Opalines, Cinnamons, Spangles, Yellow faces, Dominant Pieds, and Recessive Pieds, and Lacewings.

Birds Available by appointment. Parramatta

All enquiries:

Anthony Lahood
0457 200 000

JIM BAKER

MOOREBANK NSW

Open exhibitor & Senior panel judge
Good quality birds available at reasonable prices.

Varieties in their aviary:

Recessive Pieds, Clearbodies, Lacewings & Dominant Pieds.

Most other varieties available.

All enquiries:

Jim Baker
Ph: (02) 9601 1495
Mobile: 0413 980 334

STUDY YOUR STANDARD



https://anbc.iinet.net.au/uploads/9/8/7/0/9870161/anbc_estandard_2016_master_-_nt3.pdf

DO YOU HAVE ANYTHING YOU'D LIKE TO SEE
IN THE MAGAZINE?

SEND YOUR IDEAS TO EDITOR@BUDGERIGAR.COM.AU

I WANT THIS PUBLICATION TO BE WHAT YOU THE MEMBERS WANT,
SEND ME YOUR IDEAS, SUGGESTIONS AND ARTICLES AND I WILL

INCLUDE THEM IN THE MAGAZINE.

PLEASE REMEMBER THAT NOT EVERY MONTH CAN I USE EVERYTHING,
SOME MONTHS ARTICLES MAY BE KEPT UNTIL THE NEXT EDITION.

THANK YOU FOR ALL OF THE SUPPORT I HAVE RECEIVED

JUSTIN MAGNEE (HARDY)

EDITOR BSNSW.

MR. GERALD S BINKS

It is with great sadness that I report the death of Gerald Binks, on 19th July 2019 aged 86, following a long illness. He and Joyce celebrated their 61st wedding anniversary this year. Gerald started in budgerigars in November 1945, buying his first bird at the age of 12 and started as a Novice exhibitor at Molesey Cage Bird Society. Winning a first at his first attempt - he was "bitten"! He re-joined the BS in 1956 following a lapse caused by studies and National Service.

Gerald remained keenly interested in the hobby despite having to give up his birds in 2014 due to ill health and continued to help fanciers everywhere with their problems and difficulties with his writing and through hundreds of calls and emails.

As a former President of London & Southern Counties BS, he realized that Judges needed help and guidance with all the complexities of administration as well as a fair testing system to see if they were either very good prospective judges, or otherwise. The L&SCBS judges training scheme was consequently introduced.

Gerald both Judged and Lectured all over the World for 43 years, stopping in the 2000 to make way for younger fanciers. He served on the Budgerigar Society General Council for two sessions.

Gerald resigned from his post at BP at the age of 49 (formerly British Petroleum Co Ltd) where he was Head of Administration for Exploration. This was to begin what he hoped would be a radical change to the UK hobby with the creation of Budgerigar World magazine in 1982. Budgerigar World spoke for itself with its in-depth articles and photography; the latter he had to learn fast at the time. This included how to "remove" the bars and developing a photographic cage now used World-wide. Gerald edited the first 100 editions.

The first Budgerigar World Exhibition at Sandown Park Racecourse was in 1983 with 4500 entries. It was a huge success as were the other events to follow in Blackpool and Stoke-on-Trent. These shows also set a benchmark for all future shows in the UK. Soon after this he began the Budgerigar World Specialist and Rare Variety Show at Luton with BW sponsoring the initial event for £3000.

In 1974, Gerald wrote Best in Show which sold over 30,000 copies. In 1997 and after 18 months work, he self-published The Challenge. This was followed in 2006 by the second edition following another 8 months updating. It is regarded by the hobby as "The Bible". Gerald's innovation in the bird room were also adopted by fanciers around the world including his box within a box design of nest box.

In 2004 feather changes and directional feather had emerged. A chance penciling on a Daniel Lutolf bird around the cere suddenly revealed a line shaped like the horns of a buffalo. Gerald immediately published what is now accepted as the "Buffalo Effect" so highly desired by breeders World-wide.

In 2010, Gerald began what was probably his last major concept in an effort to promote the hobby to the world and the budgerigar.co.uk website began, this then become the budgerigarworld.com web site. For Gerald, the high point from an exhibition viewpoint was in the 1980's when a certain pair 16 comprising two grey green Normals just happened to breed an outstanding nest of awesome birds for their day. The top bird was a grey green cock, BA23-43-86. He showed it at the Budgerigar World Open Championship at Blackpool and won Best Budgerigar in Show with a 4500 entry.

In 2015, the Budgerigar Society recognized Gerald's contribution to the hobby over a period of 70 years by awarding him the Silver Bird. This was followed in 2018 by the World Budgerigar Organization presenting him with the Gould Award. I have known Gerald for some 40 years and consider him to be my mentor so far as my writings are concerned. I acknowledge that there have been plenty of times when he has "rocked the boat" however this has always been with the interests of the hobby as his number one priority. Without having people like Gerald in our hobby we would still be breeding using coconut husks in open flights.

Condolences to Gerald's wife Joyce, their sons Craig and Duncan and respective families at this very sad time.

Terry A Tuxford

Photograph

Joyce & Gerald Binks at the Budgerigar Society 2015 Annual General Meeting where he was awarded the Society Silver Bird for contributions to the hobby over a 70 year period.



USING GARLIC TO PROTECT AGAINST MITES & INTESTINAL PARASITES

By: Mr. Bob Wilson

Over the centuries Garlic has been used for its health and medicinal benefits in addition to natural antiparasitic qualities. Garlic is able to slow and kill over 60 types of bacteria, as well as some potent viruses. To get maximum benefits from garlic make sure it is crushed or juiced. As with all natural supplements, garlic should be used in moderation. I add a little crushed garlic to the soft food that I feed with sprouted oats once every 7-10 days.



To protect against mites and intestinal parasites like roundworms, add approximately 5% of pure garlic juice to clean filtered water, and use as the only source of drinking water for 7 days.

It is important to use this mix for several days straight.

Except when feeding chicks, some budgies do not consume a large volume of water. Continuing the treatment for several days ensures all birds get a good dose.

If you are unable to buy pure garlic juice locally you can always substitute by making your own "Garlic Water".

To Make Garlic Water:



Buy some garlic.



Separate several cloves.



Place in a food blender or finely



Add 2 cups of clean filtered water and thoroughly blend until you have a milky solution.



Place the Garlic Water in a container and allow

Now mix your garlic water with twice the amount of fresh filtered water and it is ready for the birds. Use as the only source of drinking water for 7 days.

*** As with most natural additives you do not have to measure exactly. Use what you have available and what works best for your birds. ***

Another good idea to protect your birds from mites - Put a teaspoon of garlic powder in the nest box concave with wood shavings when you pair up. The hen will scatter it into all cracks to take care of any mites while breeding.

BSNSW INC. BRANCHES

CANBERRA

For Further information regarding meetings please contact the secretary of this branch.

Chairperson Stuart Foster

Ph: 0439898472

Email: stuart.foster@optusnet.com.au

Secretary Rita Corbett

Address: 5 Blumenthal Place Spence ACT 2615

Ph: 0417 044 023

Email: rita.stuart@optusnet.com.au

MACARTHUR

1st Friday of each month at 8:00pm Beverley Park SSP School, 100 Beverley Rd, Campbelltown

Chairperson David Butters

38 Sanford Place, Kaleen ACT 2617

Ph: (02) 6241 3585

E: davecbutters@yahoo.com.au

Secretary Ian Cocks

2 Docharty Street Bradbury, ACT 2560

Ph: (02) 4628 4237

E: ian.cocks@gmail.com

CENTRAL COAST

Meetings: 4th Sunday of each month at 9.30pm

Tuggerah Hall, Anzac Rd, Tuggerah

Chairperson Col Taylor

Address: PO Box 3082 Bateau Bay NSW 2261

Ph: 0414 327 025

E: colt.2012@hotmail.com

Secretary Ian Pitts

Address: 43 Wattle Tree Rd Holgate NSW 2250

Ph: 02 4365 5939

E: uminabeachbudgies@gmail.com

MURRUMBIDGEE IRRIGATION AREA BREEDERS

Time, Date and Venue of meetings to be advised by Newsletter. Please enquire via club email.

Chairperson Estelle French

126 Lambie Street Tumut NSW 2720

Ph: (02) 6947 3391

E: horatiofrench@bigpond.com

Secretary Horatio French

126 Lambie Street, Tumut NSW 2720

Ph: (02) 6947 3391

E: horatiofrench@bigpond.com

HILLS DISTRICT

4th Friday of each month at 8:00pm (except December)

Don Moore Community Centre, Nth Rocks Rd, North Rocks

Chairperson Daniel Child

Ph: 0410 628 691

E: fordano@hotmail.com

Secretary Cliff Spare

10 Olive Lee St Quakers Hill NSW 2763

Ph: 0421 070 118

E: clicky.bill@bigpond.com

NEW ENGLAND

Meeting Date and Venue of meetings to be advised by Newsletter

Chairperson Terry Smith

Ph: 0459116443

13 Parkwood Close Moonee Beach NSW 2340 shredder2@bigpond.com

Secretary Yvette Smith

Ph: 0400 246 000

PO Box 1447 Tamworth NSW 2340

E: shredder2@bigpond.com

HUNTER

1st Tuesday of each month at 7:30pm Thomas Morgan Pavilion, Maitland Show Ground (entry Anzac St)

Chairperson Tony Mills

44 Jenkins Lane Oakhampton NSW 2320

Ph: (02) 4932 8826

Secretary Angus Cameron

Ph: (02) 49 323180

E: hunterbudgies@hotmail.com

NORTHSIDE

1st Friday of each month at 8:00pm Senior Citizen Hall, 259 Pacific Highway, Lindfield

Chairperson Dennis Beckett

276 Tooronga Rd Terry Hills NSW 2084

Ph: 0412 211 183

E: the_becketts@hotmail.com

Secretary Kathleen Sharp

PO Box 64 Berowra Heights 2082

Phone (02) 9626 0300

E: ksharp7@live.com.au

ILLAWARRA

Meeting is 3rd Monday of the Month at Balgownie Community Hall. 113 Balgownie Road Balgownie at 7.30pm.

Chairperson Dan Strinic

4 Karen Place Corrimal NSW 2158

Ph: (02) 4283 4355

Secretary Darren Burgess

dbbudgies@gmail.com

PENRITH VALLEY

1st Friday of each month at 7.30pm Community Hall Opp. Llandilo P/School, Seventh Ave, Llandilo

Chairperson Justin Magnee

Ph: 0433 124 499

E: penrithvalleybudgerigar@gmail.com

Secretary Aaron Beman

Ph: 0488 013 509

E: penrithvalleybudgerigar@gmail.com

BSNSW INC. BRANCHES

CONTINUED...

SHOALHAVEN

3rd Thursday of each month at
7:30pm (except June, July & December) Shoalhaven Library
Meeting Room, Berry St, Nowra
Chairperson Dennis Tipping
3B Goorama Drive Cambewarra 2540
Ph: (02)4446 0289
E: dennistipping@iprimus.com.au
Secretary Terry Evans
6 Terara Rd Nowra NSW 2541
Ph: (02) 4421 0117
E: rollyevans@bigpond.com

ST. GEORGE

3rd Friday of each month at 8:00pm Bexley School of Arts,
Forest Rd, Bexley
Chairperson Bruce Bradford
5 Byrne Avenue, South Coogee NSW 2034
Ph: (02) 9344 0779
E: bnbradford1@optusnetcom.au
Secretary Jean Painter
1630 Wilson Drive Colo Vale NSW 2575
Ph: (02) 4889 4926
E: jean.painter@bigpond.com

WEST SYDNEY

1st Tuesday of each month at 7:30pm
Dining Hall Blacktown Showground enter off Kent Road
Chairperson Carlo Arfi
Ph: 0424 601 124
Secretary Greg Gingell
Ph: 0418 916 685
Email: westsydneybudgie@hotmail.com

GENERAL MEETING OF THE BSNSW HELD AT BLACK- TOWN RSL CLUB WILL BE THE ANNUAL GENERAL MEETING HELD ON THE 4TH OF SEPTEMBER 2019

After a great success with having the management meeting minutes provided via Google Drive. Please find the link to the document below. All reports and minutes are included in the report, if you have any issues please be sure to email me ASAP.

Link to the document:

<https://drive.google.com/open?id=1tfT4rjaTTwJvKO8085A7S5rPk4LJW7uC>

This link should direct yourself to the management meeting minutes for the July management meeting.

Please let me know your thoughts on this, as I would like to fill space with items you'd like to see rather than pages of minutes.

JOIN US AT THE ANNUAL GENERAL
MANAGEMENT MEETING ON
SATURDAY 14TH SEPTEMBER
2019

BLACKTOWN RSL CLUB
Second Ave, Blacktown NSW 2148



BSNSW INC. ASSOCIATES.

BUDGERIGAR IMPROVEMENT SOCIETY

3rd Sunday of the month at 9:00am Westmead Scout Hall, Good St, Westmead

President Jeff Woods

All enquiries to be directed to the secretary.

Secretary Heather Dunn

PO Box 730 Orange Orange NSW 2800

Ph: 0419 259 550

E: budgerigar.improvement.society@gmail.com

MID-STATE BUDGERIGAR CLUB

1st Wednesday of the month, Contact branch for details.

President Reg Bohringer

2442 Burrendong Way

Mulion creek 2800

Ph: 02 63641142

Secretary Garry Pymont

Ph: 0427 401 267

E: midstatebudgerigarclub@gmail.com

NEWCASTLE BUDGERIGAR CLUB INC.

4th Friday of the month Maryland Community Centre, Maryland

President Darren Peters

Ph: 0410 412 006

dkazza5@outlook.com

Secretary Ken Yorke

10 Gwandalan Close, Brandy Hill NSW 2324

Ph: 02 4988 6539

E: kyorke@tpg.com.au

ORANA AVICULTURAL SOCIETY INC.

Meets Bi-Monthly, 2nd Tuesday of the month at the Railway Bowling Club, Dubbo

President Steve Draper

Ph: 02 68829098

Secretary Ian Todhunter

P.O Box 4056, Dubbo 2830

Ph: 026884 2896

E: toddy.3@hotmail.com

PIED BUDGERIGAR SOCIETY

2nd Friday of the month at The Young Explorers Club, Western Street Panania

President Matt Holyoak

Ph: 02 91505875

mholyoak@optusnet.com.au

Secretary Ken Denmeade

E: kmdenmeade@bigpond.com

WASSEC

Chairperson John Walker

Ph: 0417044654

Email: whiskeyjc@optusnet.com.au

Secretary Brad Kerr

Ph: 024256 0005

E: wassec@outlook.com

BUDGERIGAR RARE & SPECIALIST EXHIBITORS OF AUSTRALASIA "BRASEA"

Warren

PO Box 141, Croydon 2132

Ph: 02 9747 6642

FAX: 02 9715 7165

E: warren@brasea.com www.brasea.com

SOUTHWESTERN NSW BUDGERIGAR SOCIETY INC.

Bi-monthly 4th Sunday of the month, 10.30am at Belling Hall Junee S/Ground

President Tony Butt

Ph: 0418577400

E: tony@tline.com.au

Secretary Lance Rodd

Ph: 02 6922 6214

E: joan.rodd@bigpond.com

TAMWORTH BUDGERIGAR SOCIETY INC.

President Tom Davis

Ph: 0412 336 063

E: thomasandberyl.davis@gmail.com

Secretary Paul Hull

P.O Box 162 Kootingal 2352

Ph: 0427 400 271

E: paul.hull@bigpond.com

CANBERRA BUDGERIGAR CLUB

President Dennis Harrington

E: shares29@hotmail.com

Secretary Ann Hand

3 Montem Street

Bowning 2582

Ph: 0487801217

EBAG

Chairperson James Matthews

Ph: 0411050849

E: jamesmatthews@mppl.net.au

Secretary Matthew Troy

Ph: 0422 447 752

E: matt28u@icloud.com

THE CRESTED BUDGERIGAR


By: Ghlaib Al-
Nasser

Budgerigar fanciers have heard about, or seen, the Crested variety and a few have appreciated their merits by taking up the challenge of breeding them. My aim is to give some background about this variety.

Origin

The Crested Budgerigar is neither a recent mutation, an abnormal feather growth nor in any way related to "feather-dusters". However, it is a naturally occurring mutation which owes nothing to man for its appearance, except for its development. This mutation causes the feathers, in certain limited areas of the bird's body, to change the direction of their growth, causing feather disturbances.

The earliest recorded occurrence of a Crested mutation was in Sydney, Australia in about 1920. From this bird, presumably, the Australian-strain Crests was bred. As there was no control over their export at that time, it is a possibility that some Crested birds were brought to other countries. But we in the CBC, believe that the Crested variety has a multi-origin as with certain other Budgerigar varieties (e.g., Yellow-Face and Opaline). Records tell us that other Crested mutants appeared on the European continent just prior to the second World War. From these, the Crested variety probably spread throughout Europe in the short period prior to the war.



Ghlaib Al-Nasser

There are records of another Crested mutant occurring in Canada about 1948. The Crests in the United States are descended from this bird, although the route taken was not the obvious one. Crested birds were smuggled into the US from Mexico. These Crests, which came from this country, were descendants from Crests imported from Canada in the early fifties. This is a good example of a variety's ability to spread all over the world in a short space of time. Examples of the Crest were first imported into this country in 1938 by Mrs R Brown of Morecambe, Lancs., from an Australian strain. They were breeding freely by 1938.

We, in the United Kingdom, generally identify the above mutations as the "Continental" strain and the "American" strain. The breeding pattern for both strains is exactly the same, they differ only in the position of centre (or locus) of the Crest. The Continental Strain has the centre of the crest just above the cere, resulting in a strong splay of feathers which bend over the head down to eye level. The American strain has the centre of the Crest slightly further back on the head, resulting in the feathers standing more or less upright with a splay only at the ends, if at all. But over the years, these two strains have become intermingled and now either strain can produce the other.

Type of Crest

There are three types of Crest: tufted, half-circular and full circular. The CBC has devised a standard and pictorial ideal for each, which has been approved and recognised by the Budgerigar Society. But in a feather mutation like this, the countless variations of the feather disturbance and the amount of uplift prevents the CBC from applying its standards too rigidly. The standards, however, do provide a guide to breeders and judges. The main judging criterion, as far as the Crest is concerned, is the neatness of the Crest rather than its shape. The tufted (or Cockatiel) type of Crest is the most common and it varies from a mild disturbance on the head to a strong tuft. However, there should always be an upright crest of feathers, up to three-eighths of an inch high, rising just above the cere. The next most common Crest is the half-circular type. This Crest type should be a half-circle of feathers falling or rising in a fringe above the cere. The feathers at the back of the head should be quite flat. The full circular type of Crest goes all around the head and should be a flat round crest with the feathers radiating from the centre of the head. This type is the most aesthetic and the most in demand with fanciers.

The variations in each type of Crest are endless. A shift of the locus of the crest slightly to one side of the head will give a crest a lopsided appearance. However, this will not alter their breeding pattern at all. There are even some birds with double crests, which have a very untidy appearance. These birds have one crest out in front with the other feather disturbance immediately behind. Another type of Crest that occurs now and then is the "Frisled" type. Birds of this type have a feather disturbance not only on the front of the head and along the back of the skull but also also between their wings. "Crest-bred" birds are the non-crested progeny from Crest matings and are indistinguishable from ordinary Budgerigars. However, Crest-bred birds are of considerable value for Crest production when mated with Crested partners. Thus, it is important to keep a record of their identity.

THE CRESTED BUDGERIGAR

By: Ghlaib Al-Nasser

Continued...



Full Crest Budgerigar
Credit: Malik Imran



Half Crest Budgerigar
Credit: Ghalib Al-Nasser



Tufted Budgerigar
Credit: Stella Bennett

Crest Genetics

Crest genetics are not at all straight-forward, and it is not possible to classify the Crest gene as dominant, recessive or sex-linked. The Crest gene cannot be fully dominant (as are the Grey or Dominant Pied), because when a Crest is paired with a Crest-bred, the expectation of crested progeny will be more than that of when a Crest is paired to a pure normal (i.e., a bird with no Crest background). In fact, even a Crest-bred paired to a normal can produce crested progeny. On the other hand, the Crest gene cannot be fully recessive because crested progeny can be produced from a first cross between a Crest and a pure normal. This is why we in the CBC, do not refer to non-crested progeny as "splits" but always as 'Crest-breds'. There is no correspondence between the "Crest-bred" and the "split" birds of say, Recessive Pieds or sex-linked Opalines. Also we have found that the laws governing the sex-linkage theory do not help in explaining Crest genetics, as there is no difference between the genetic potential of cocks and that of hens.

The "Initiator" Theory

In fact, after having bred this variety since 1971, I have come to the conclusion (in agreement with the few true geneticists in the fancy) that the Crest gene behaves as semi-dominant to the wild type.

Many theories have been put forward over the years regarding Crest genetics, but the one that the CBC has adopted is the "Initiator Theory". This theory put forward in June 1970 by Dr J E Fox of Kansas University, USA, superseded his earlier theory the "Inhibitor Theory" which he published in *Cage and Aviary Birds* on May 28 1964. The "Initiator Theory" stated that the formation of a Crest depended upon the complimentary action of the two types of semi-dominant genes; a Crest initiating gene and the Crest determining gene. When these are both present as a single factor, the Crest is tufted; when there is one inhibitor and two determiners, the Crest is half-circular; when there are two inhibitors and either one or two determiners, the Crest is full circular. The theory further states that when there is only one semi-dominant gene present without the other, then there is no visual crest and the bird is a Crest-bred (which is different from the pure normals which have no Crested genes).

THE CRESTED BUDGERIGAR

By: Ghlaib Al-Nasser

Continued...

Breeding with Crests

Even if the "Initiator Theory" is accepted, there still remains a certain amount in the breeding pattern of Crests to be explained. One thing of which we are certain, is that Crests as a variety, are true breeding as far as the passing on of the visual Crest character is concerned, although the Crest type when bred with a Crest-bred can produce any other types of Crest. That is, a Tuft paired to a Crest-bred can produce all three types of Crests; a circular Crest paired to a Crest-bred can also produce all three types of Crests and so can a circular Crest paired to a Crest-bred. The main factor is the parentage of the Crest-bred.

For convenience, I shall use the term "Crest" as referring to any type of Crest, regardless of the sex, in explaining the breeding pattern of this variety.

- Crest × Crest matings will produce the highest proportion of Crested progeny plus some Crest-breds. However, I feel that there are no advantages to be gained in such pairings as almost invariably they will produce Crests of poor quality and little substance.
- Crest × Crest-bred matings will produce the next highest proportion Crested progeny plus Crest-breds and pure normals (with no Crest background). This is in fact, the type of pairing that is most recommended for the maintenance of size and type. It is important that when using this pairing, the Crest-bred should come from a pairing in which at least one parent was visually Crested.
- Crest × normal matings will produce a few Crests but mostly Crest-breds and normals. However, this is the sort of pairing one has to make now and then to improve the size and quality of the Crests and Crest-breds. The normal parent used, however, needs to be of outstanding size and type.
- Crest-bred × Crest-bred and Crest-bred × normal matings have been known to produce the occasional Crested bird. (This proves that the Crest gene is more than merely dominant in character). However, this is not a recommended mating for Crest production, unless one is breeding for the pet market, as a lot of "wastage" is produced.

A Crested chick in the nest can be distinguished from a non-Crested chick as early as 12 days from its birth by the twisted looking stubble on its head. However, it may not be until the chick is three weeks old that one can distinguish the type of Crest.

In conclusion, I do hope that I have succeeded in passing on some information about the Crested variety and

SOME OTHER CRESTED BUDGERIGAR VARIATIONS

PLEASE NOTE THESE VARIATIONS ARE CONSIDERED A MAJOR FAULT ON THE AUSTRALIAN SHOW BENCH.



Japanese Crest

Credit: Facebook "Budgies are awesome pets"



Combination crest and Tufted

Credit: Facebook "Birdzone"

BUDGERIGAR SOCIETY OF NSW INC

MEMBERSHIP APPLICATION & RENEWALS FORM 2019/2020

BSNSW MEMBERSHIP REGISTRAR

8 Marie Close, Bligh Park NSW 2756
memberships@budgerigar.com.au
0402 835 238

ANNUAL FEES: 1st July 2019 – 30th June 2020

Senior	40	
Concession	30	
Junior Junior = 16 years or under	10	
Printed magazine + postage (6 issues) Extra issues \$7 each	40	
TOTAL AMOUNT	Cheque / EFT	\$

PAY by DIRECT DEPOSIT or EFT

BANK: NAB Account Name: BSNSW INC BSB: 082133 Account Number: 507903428

Please reference the payment with MEMBER|ID and Surname e.g. 1768HENKE

Branch or Association Name (if applicable):		
Surname:		Membership Number: New members = NEW
Given Names:		
Exhibition Name:		
Address:		
Suburb/City:	State:	Post Code:
Email:		
Phone:	Mobile:	
Junior: date of birth	Pensioner ID (concession only):	

BSNSW 2019/20 NOMINATIONS

Nominations for the 2019/20 BSNSW Management Committee closed on the 31st May 2019. The Annual General Meeting to be held on Saturday 14th September 2019 at 10am at the Blacktown RSL.

Position	Nominee	Nominated By	Seconded	Accept/ Decline
President	Steve Wackwitz Stuart Williams	Kathy Manton Emma Pasnin	Rita Corbett Justin Magnee	Accept Decline
Vice president (2)	Myles Henke Stuart Williams	Andre Ozoux Justin Magnee	Craig Buckingham Ray Rogers	Accept Accept
General Secretary	Mark Finnimore	Ross Christie	Keith Prior	Accept
Minutes Secretary	Aaron Beman	Keith Prior	Ray Rodgers	Accept
Treasurer	Dave Butters	Mark Finnimore	Owen Watson	Accept
Editor	Justin Magnee	Stuart Williams	Emma Pasnin	Accept
Ring Registrar	Myles Henke Barry Wise	Aaron Beman Andre Ozoux	Ray Rogers Craig Buckingham	Accept Decline
Membership Registrar	Myles Henke Barry Wise	Aaron Beman Andre Ozoux	Ray Rogers Craig Buckingham	Accept Decline
Show Manager	James Matthews Steve Cummins Matt Holyoak Jim Baker	Justin Magnee Ray Rogers Stuart Williams Steve Wackwitz	Stuart Williams Ted Lowe Ted Lowe Jean Painter	Decline Decline Accept Accept
Services Section	Kathy Manton	Aaron Beman	Emma Pasnin	Accept
Publicity Officer	Justin Magnee	Emma Pasnin	Keith Prior	Accept
Chairperson C&S	Andre Ozoux	Craig Buckingham	Myles Henke	Accept
Webmaster	Robert Mead Fehmeed Bilgrami	Stuart Williams Mark Finnimore	Ray Rogers Ross Christie	Accept Accept

Please note Postal Votes will be required for the following;

President
Show manager
Webmaster

Please see separate insert for the application of Postal Vote Form

BSNSW INC JUDGES PANEL

AS AT 5TH JUNE 2019

SENIOR PANEL

Baker	Jim	18 Clyde Avenue, Moorbank	2170	(02) 9601 1495	jimandbrendabaker@gmail.com
Bevan	Terry	P.O Box 730, Orange	2800	(02) 6365 1131	heatherbdunn@bigpond.com
Bourne	Andrew	26 Cruikshank Street Wanniasa.	2903	(02) 6231 8612	a.mbourne@netspeed.com.au
Buckingham	Craig	44 Barelle Avenue Carlingford.	2118	0408602381	ultexp@bigpond.com.au
Capasso	Mario	3 Neilson Street Garran ACT	2605	0411012415	mario.capasso@iag.com.au
Carter	John	34 Tompson Road Revesby.	2212	0415050841	johncarterbnb@gmail.com
Doull	Wayne	54 Mindanao Avenue Lethbridge Park	2770	0412312840	waynedoull@gmail.com
Gazzard	Gary	*** 112 Reflection Drive Louth Park	2320	0411 834690	garry.gazzard@bigpond
Manton	Kathy	44 Clifton Road Marsden Park.	2765	029627 7748	iankathymanton@bigpond.com
McCauley	Allen	*** 9 Hartley Close Windang	2528	024297 3914	almau7@bigpond.com
Ozoux	Andre	79 Morrison Road Gladesville	2111	0418 272 870	idandre@iprimus.com.au
Painter	Jean	*** 1630 Wilson Dr, Colo Vale	2575	024889 4926	jean.painter@bigpond.com
Reid	Allan	*** P.O. Box 105 Pennant Hills	2120	029449 4563	allanfreid@bigpond.com
Wilson	Warren	16 Paisley Road Croydon	2132	029747 6642	warren@brasea.com
Wood	Geoff	258 Tamworth Road Manila	2346	0437546800	
		*** Indicates ANBC Judges			

PANEL

Butt	Tony	P.O Box 163 Junee	2663	0418 577 400	tony@tline.com.au
Matthews	James	13 Short Street Collector	2581	0411 050 849	jamesmatthews@mppl.net.au
Peffer	Rob	83 Euchareena Rd. Molong	2866	044 766 9234	rjpeffer@hotmail.com
Wise	Barry	344 Wollombi Road, Bellbird Heights	2325	0458271604	bmwise@westnet.com.au

PROBATIONARY

PANEL

Rogers	Chris	1 Gordon Street, Thirlmere	2572	0419276678	reamsgroup@bigpond.com
--------	-------	----------------------------	------	------------	------------------------

RETIRED SENIOR PANEL JUDGES

Dodd	Peter	*** 7 Rocca Street, Denistone East	2112	0298885631	peter_dodd@iprimus.com.au
Hunt	Ron	*** 25 Hurlstone Ave Glenfield	2167	0296055473	
Nicholls	Keith	15 Showground Lane Nabiac	2312	0265541688	knico2@bigpond.com

SHOW MANAGERS REPORT

BSNSW Status Re-Grades as of the 18th July 2019

SHOW MANAGER: JIM BAKER

Re—Graded to Intermediate

Exhibitor	Club
Ron Brown (69)	
Bryan Martin (1702)	Illawarra
Leona Adam	Newcastle
Tony Podesta (1581)	Penrith Valley

Re—Graded to Open

Exhibitor	Club
J & E Wallace (1312)	St George
Diane Pinney (1007)	SthWstn Area
Chenhall Family	Shoalhaven

These grading are as of the 18th July 2019

The BSNSW membership list on the website has been updated with Status Points and Variety Points as 18th July 2019

2019 BSNSW BEST OF VARIETY IN SHOW COMPETITION

The 2019 variety competition is wel underway, so if you want to win and individual variety or the over-all , get involved and support your Clubs and Branches at their shows during the year.

2018 Best of Variety Winners	Points
James Matthews	29
Jim Baker	27
Tony Butt	22
Barry & Marie Wise	21
Paul & Marie McCusker	19
Troy Family	16
Miles Henke	12
Peter Dodd	8
Pam Hewitt	7
Garry Gazzard	6
Craig Buckingham	6
Craig Barnett	6

VARIETY POINTS SCORE FOR THE 2019 BEST OF VARIETY IN SHOW COMPETITION

For the 2019 season, the winner will be determined by adding the points together for each variety for all approved show.

Two points will be awarded to variety winners of the BSNSW Annual Show.

Variety	Winners	
Normal Green	Tony Butt	4
Normal Grey Green	Jim Baker Craig Buckingham	3
Normal Blue	Chenhall Family	3
Normal Violet	Jim Baker	8
Normal Grey	Tony Butt	4
Yellow Face	James Matthews	3
Golden Face	G & D pymont Pam Hewitt	3
Black Eyed Self	Ray Galbraithe Peter Dodd	4
Dilute	Jennifer Bell	4
Lutino	Sue & Dan Strinic Smith & Fox	4
Albino	Ray Galbraith	5
Clearwing	G & M Lynch	5
Greywing	James Matthews	5
Cinnamonwing	Paul Bayliss	4
Spangle DF	James Matthews	4
Opaline	Craig Barnett	3
Opaline AOSV	6 Exhibitors	2
Clearbody	Jim Baker	5
Lacewing	Jim Baker Wayne Ingham	4
Fallow	Steve Wackwitz Harro	4
Spangle	James Matthews	6
Spangle AOSV	Troy Family	4
Dominant Pied	Garry Gazzard	3
Recessive Pied	6 Exhibitors	2
Dark Eyed Clear	Tony Butt	9
Saddleback	Ken Yorke Craig Geering	1
Darkwing	Pam Hewitt	5
White Cap	Paul & Marie McCusker Craig Buckingham	3
Crested	D & G Pymont	4
Non Standard	Troy Family	4
Bush Budgie	Darren Burgess	2

FEATHER COMPLEXITIES

By: Mr Rob Manvell

The following article has been prepared from a lecture I gave to Newcastle Budgerigar Club of Australia. Following is an insight into what is a very complicated subject. That is Feather Quality!

The overall appearance of our exhibition Budgerigars is the result of a combination of many components. Bone structure, skeletal dimensions, muscle, fat and the all-important feathers are the basic components, which make up our exhibition Budgerigars. Whether the bird is of excellent quality or not will depend upon the configuration of these components. Furthermore, the way a bird controls its feathers and the direction they are held, will also have a major bearing on our Budgerigars appearance.

Feather is probably the most important and least understood aspect of breeding exhibition quality Budgerigars.

Feather has responsibility for the following list of features that make up the exhibition bird of today.

The below list is only basic, however you can see how important feather is. Therefore a basic understanding of feather is necessary if you wish to be successful with exhibition budgerigars.

- **Variety:** Whether the bird is a Opaline, Cinnamon, Clear-wing or Pied, its variety is expressed by feather.
- **Colour:** The birds colour is expressed by feathers, that is blue, violet or dark green Etc. Also if the bird is of good colour or not it will be displayed by feather.
- Markings:** A bird's markings are also displayed by the feathers. Wing markings, spots etc., both good and bad markings must be considered. The markings on a bird are something which is neglected by the general fancy. We should consider the definition or clarity along with intensity of markings when pairing to produce the ultimate bird. A bird with exceptional markings, always stands apart from the less than perfect counter parts.
- Size and Shape of the Bird:** The more feather a bird has, generally the larger it will appear. The shape of the bird is a combination of the Skeleton, Muscle and Fat as mentioned earlier along with the feather it carries and where the feathers are located/concentrated.

The all-important Top end.

In my opinion the most important part of the Budgerigar and the part which attracts immediate attention is it's Top End. Even though we must consider the whole bird, the head and face seem to be so important for that first and lasting impression.

Following are the exhibition characteristics and how feather controls their appearance.

- **Mask;** it is impossible to have a deep mask without length of feather.
- **Spot (size/shape);** To have a large well shaped spots you need to have a feather that is proportionally wide and long. It must be obvious we can not have a large spot on a small feather although the reverse is true. I do not have an answer to controlling spots. I think spots are inherited randomly with regards to shape and size. However if your birds are from a family strong in this feature, you are well on the way to having good spot on your babies. The shape and position of the spots should not be neglected either, on at least one side of the pairing you should have round and reasonably well positioned spots. This will help alleviate misshapen spots and split masks in your birds.
- **Cap;** The cap on a Budgerigar is the direct result of the length and width of the feathers on the top and over the crown of the head. Feather direction is so important in this area, especially when the bird relaxes, and the top end feathers are 'blown'. If you have the correct feather in this area and the bird has the ability to unleash the cap feathers, transforming its top end to give the frontal, lift and brow we now require. The crowning glory of the Budgerigar!
- **Back skull;** A bird has to have a lovely collar of feather which extends up from the shoulder region, filling in the portion of the bird which starts about the crown of the bird and flows over to the back of the bird (nape) in one extended graceful sweep. Back skull is the feature which gives the birds the appearance of having a beautifully rounded head from which ever angle you view the bird. Without this feature in your birds, you will not achieve a good back line. Poor back skull, equals poor back line. Nothing looks worse than birds which cut away behind the head. Birds that lack back skull should be eradicated immediately as this is a very invasive and dominant fault, if not kept in check.

Shoulder; This is a debatable area, I think good shoulder is a combination of the birds skeletal and muscular system combined again with feather. To have great shoulder a bird needs to have a wonderful full collar of feather around the top end of the bird, from the wing butts upwards. If your birds do not have shoulder they will not have width of mask. The "BIG FACE" look we all aspire too have on our birds.

Along with the above features the bird must hold each individual feather around the beak or facial area in a different direction, giving the impression of the feathers radiating out from the beak. Thus giving the bird a tucked in beak and head width, these are probably the hardest features to obtain and then retain.

Feather Descriptions Misleading

To date feather has been discussed by the fancy as being — Yellow, Intermediate and Buff — this is a dreadful over simplification of a very complexly structured piece of material. It would seem this description was put forward many years ago. I am led to believe it was taken from the canary fanciers of the time, who used it as a classification of the colour of their birds feathers. I am not convinced it had anything to do with large or small feathers as both buff and yellow coloured canaries are essentially the same size. Members of the hobby, since and to-date, have endorsed this concept by adopting its usage without giving feather on Budgerigars in particular, too much thought. We probably could justify it as being a broad classification of feathers. But apart from that, this simplistic classification is useless and basically meaningless. Most experienced breeders would realize feathers are much more complex than that.

From studying feathers for many years on Canaries, Zebra Finches and for the past sixteen years on Budgerigars I have come to the following conclusion. All corresponding feathers on birds of the same species are different. To explain this further, each species of bird is different from each other species, a duck has a different feather structure to a sparrow as an example. Most importantly, ***all Budgerigars have a different feather structure to each other***, it could be considered a birds finger print. Therefore, ***no two Budgerigar's feather structures are exactly alike***. The difference between individuals may be unperceivable, but there will be a difference!

Individual Feather characteristics.

Following are the feather variables we must contend with when breeding birds for exhibition. Each one of the following feather features has a bearing on the visual qualities of our birds.

Length:- Length of feather is self explanatory. Our birds feathers can be short as is the case on a pet bird or they can be extremely long, also they can be any length in between. Feather length alone is not responsible for the Supreme exhibition birds of today, this is a common misconception. Granted it is important but only in conjunction with the following feather features

Width:- Width is the distance across the feather, a feather can be narrow or wide and as above any width between these parameters. From my observations I believe feather width acts independently to feather length.

Shape:- The feather can be rounded, squared off or even pointed. Possibly feather shape could be almost limitless.

Thickness:- Feathers are not mono or even bi-dimensional. They are three dimensional like all matter, not only does a feather have length, width and shape, it also has thickness and especially the feather shaft. This could be explained as the distance from the front or outside of the feather through to the inside or back of the feather. If you have a thinner feather and still maintain the other dimensions of width and length, the bird will exhibit all the great features which come with the extra larger feathers whilst keeping the bird tidy because the feathers can lay closer on top of each other.

Structure:- feather structure is it's actual components, that is the feather shaft, the down, the barbs etc. It would be reasonable to expect and is the thinking of some experienced fanciers, a new mutation or variety brings with it a new type of feather construction. Thus in some cases it is capable of changing other varieties feather structure when utilized with them, both good and bad, the Opaline and Cinnamon would be good examples.

The spangle is the most recent on the scene and it appeared to have some very positive influences on all varieties of Budgerigars. It should also be noted, the spangle was first introduced into Germany via Switzerland and this variety may be an important factor in their new style of budgerigar. Without harping about the Mannes birds, it has also been substantiated his feather structure is different to the norm. The electron micro scope has indicated his feathers have more barbules per millimetre than comparable size feathers from the UK. A possible explanation as to why his birds while retaining their massive bulk appear to have a beautiful finish to their feathers, giving them a delightful soft sheen.

If I had the chance, I would question as to which varieties of birds the feathers for these studies were collected. It would certainly give a fuller picture to the findings. Just putting my thoughts forward, it would appear to me, the finish Mannes has achieved, on his birds is not that dissimilar to the finish on Cinnamon Budgerigars. It may be the case and is possible the cinnamon characteristics could have crossed over and aligned themselves with the elementary budgerigar feather genes. Therefore through selection Mannes has fixed this across all varieties in his stud.

Down:- The amount of down at the base of each feather will have a definite bearing on the appearance of the bird. The down acts as a packing underneath the feathers, holding them off the body giving the bird the illusion of being larger. During a lecture given by Fred Sherman some years ago in Tasmania, he claimed to have built his formidable stud at that time, by the observation of feather down on the babies in the nest and selecting for this when pairing up. So down is definitely very important in the appearance of the finished bird.

Density:- The density of feather is the number of feathers on a bird. Birds which impress me appear to have many more feathers on them than the average bird. Density of feather also keeps the bird looking better under the stress of judging or what ever. This feature is an absolute asset in the production of top quality Budgerigars. Some how it gives the impression of the bird being tight feathered which is not normally the case with heavy feathered birds. I have noticed on my better birds, more feathers on the top end, this coupled with good feather structure gives some uniquely large headed specimens. This feature may in fact be an elusion as I have no way of counting the feathers to see if this is correct. However as I said there appears to be more feathers.

Distribution:- The location of the feathers on the bird. As above we are looking for a concentration of feather on the head, a lovely collar of feather to give back skull and a full back line whilst enhancing the shoulder and width of mask. You can have a bird with lovely feather but if it is in the wrong places it is useless, you will end up with nothing but untidy bags of feathers. I believe this was the case with the old Australian birds, we always had the feather qualities we needed, before we started to import birds from the UK. However, the birds we were breeding had the feathers concentrated in the wrong places. Most particularly on the top end of the Budgerigar i.e. Head, shoulder and face.

From the above feather features we can see how meaningless the words Yellow and Buff are as an explanation or description of the particular feather any of our birds are carrying.

Some of the above individual feather features are very hard to identify, however if you study your birds overall feather appearance, whilst keeping the above in mind, I am sure you will see your birds in a very different light.

The mode of inheritance of feather

My observations would suggest the Yellow to buff pairing theory which has been touted for decades is with out foundation. There is nothing I have seen which confirms the pairing of yellow or finer type feathered birds to Buff or longer feathered birds produces a blend some where in between , described as the intermediate feathered bird. Intermediate birds being put forward as the required show bird.

There is also no evidence to substantiate the continual pairing of the so called buff birds together will make your birds become more or double buff. This concept would have it's beginnings placed some sixty years ago. I can't understand why they keep pushing this theory, it is obviously wrong. Feather is not passed on in such a simple manner. After many years of breeding and studying the feathers as I said before on exhibition Budgerigars, Canaries and Finches, I still **do not** believe it is possible to manipulate feather. The type of feather an individual budgerigar ends up with is basically in the "laps of the gods".

It has also been said, "Buff feather is recessive"! How can it be? If you pair two so called buff birds together what do you breed? (Answer from the floor) "*Anything and everything, no consistency what so ever*". Exactly! Blue is recessive, if you pair two Blues together or two Recessive Pies together you will breed 100% Blues and Recessive Pies respectively. If this is the case, " how can buff feather be recessive"??

Leaving the above aside, I will endeavour to explain how I believe feather is inherited. Basically we need to understand; features, whether they be on a Budgerigar or any living thing, are passed on to the next generation by in some cases, many thousands of genes. These genes control the features and everything to do with the offspring. Furthermore, features are either passed on fixed or in a state of constant change.

The first example where the feature is fixed is called **Discontinuous Variation**:-this is where there is no variation passed on to the offspring. My belief is this type of inheritance could be controlled by one single gene and therefore easy to predict and control. An example of this would be the Ino. or blue gene in Budgerigars. These features are passed on without change, in either a visual or latent state, they do not change they are either in the genes or they are not.

The second example which is technically called **Continuous Variation**:- is where the feature is passed on to the next Generation in a modified state, it is continuously changing from one generation to the next. This inheritance phenomena could be the result of the cumulative effect of many and possibly hundreds of genes, and maybe in the case of overall feather quality and features even thousands of genes. Consequently feather quality is virtually impossible to control or predict. Examples may help to explain, a Human finger print is continually changing, there are no two finger prints on Earth the same. Human height is another good example of continuous variation. This is how feather is inherited, in a constant state of variation. So each birds feather in the nest is, if you like is a mutation of its parents feathers and **each offspring will be different**.

If we take feather as a two dimensional object i.e. just length and width, you can see we have two factors are in a state of continuous variation, within maximum and minimum parameters. Leaving aside all the other dimensions and features of feathers which could also be in a state of constant change. I would suggest this is why when we pair two lovely birds together we can, and most of the time do, breed less than desirable youngsters! Could this also be why it is so hard to get any continuity of quality in your nests?

"*If the above is the case, why bother*", I hear you say. Well lucky for us, as we know some human parents have a tendency to produce above average height. As it turns out we also have families of budgerigars or individuals for that matter, that tend towards producing excellent quality youngsters, with favourable feather characteristics. It is our responsibility to identify these families or individuals and concentrate our efforts into them. These good families will still throw out poor babies periodically because you are working against Mother Nature.

Continuous Variation is in essence the basis of Darwin's Law of Evolution. Survival of the fittest. If species were not in a state of constant variation there would not be the genetic diversity within the species in order for it to survive in a continually changing environment.

Remember you are fighting against 4 million years of evolution, thus the birds readiness to revert to it's natural wild state. Quality can only be maintained and improved with attention to detail, keen observation and sensible well thought out actions. Finally you must select for and concentrate on FEATHER QUALITY!

(c) Robert Manvell

www.manvellbudgies.com

USING DRINKING WATER TO AID THE HEALTH OF YOUR BUDGERIGARS.

By: Mr Bob Wilson

First, I must make it clear that I feel prevention in advance is far better than curing a problem in your birds.

My experience over the years has shown that seriously ill birds rarely fully recover with treatment, and those that do never recover their full vitality and are not top producers in the breeding program.

I do not medicate my birds unless absolutely essential, preferring to use natural remedies whenever possible.

Assuming you feed a good variety of quality seeds, vegetables and fruit, grits and maybe a supplement or two to provide additional protein, you will have fit healthy birds if you stick with the basics, and do not introduce infections or disease when you bring in new birds... which of course should be quarantined before they are allowed to mix with your flock.

I have found that adding certain supplements to the drinking water is the best way for me to keep my birds healthy, fit, and disease free.

MY DRINKING WATER SCHEDULE....

I am often asked how I supply drinking water to the birds and supplements I add.

First and most importantly water must be clean, fresh, and changed regularly. I never use bowls or dishes for water, or any other accessory where there is a possibility that the birds' droppings can foul the water.



Years ago, when I was a teenager, I had an aviary full of healthy budgies.. then suddenly I started losing one or two... It soon became epidemic and I was losing several a day. When a local vet autopsied the birds he found they were all suffering from enteritis. I had been using a bowl for water which was changed daily, but as the vet explained one affected dropping in the bowl and the water soon turned to bacteria soup which passed the infection on to any other bird that drank from the bowl. A short course of antibiotics and a change to tube bottle waterers and the problem was soon under control and losses stopped... But a valuable lesson had been learned.



Although budgies in the wild may often drink from water sources we find unpalatable like swamps, stagnant pools, and dams with animal feces... it is important to accept that birds in the wild have a far more developed resistance to infections than birds we keep in controlled environments. It is important the water we supply should be clean and palatable and free from dangerous pathogens.

Depending where you live you may be able to supply water direct from the tap. In other areas you may need to filter the water, as I do. If you filter the water you may consider adding mineral supplements to replace desirable minerals removed during the filtering process.

I do add supplements to the drinking water.. Natural remedies rather than chemicals whenever possible. **Because many budgies consume very little water except when breeding or during hot weather I change the supplements added weekly to ensure they get some.** If supplements were to be changed daily many birds may not ingest any.

The supplements I use during the year are:

Ferti-Vit - Used only in the 6-8 weeks leading up to breeding season. High potency Vitamins and Minerals, high in Vitamin E. I thought they were joking when guys told me you would see a difference in your birds within 3-4 days... but it did. Do not continue after the first chick has hatched as they can become aggressive (so I've been told).

Solvite-D – My birds are kept indoors and do not get access to natural sunlight. I first started using Solvite-D to provide vitamin D3 which is necessary for the birds to process and absorb calcium and impacts fertility. The birds have thrived on it and fertility has been outstanding, year after year. The product also supplies a wide range of vitamins and minerals.

Liquid Calcium – Although I feed a variety of grits, calcium blocks and cuttlebone I also add liquid calcium to the water to ensure they, especially the hens, have a constant supply of calcium. There are many products available on the market but I prefer Calcivet (also manufactured by Vetafarm in Australia) which is included in the drinking water containing the Solvite-D. I have observed since using liquid calcium year round the number of eggs hens lay in each round has increased. Most hens now lay 6-8 eggs. Not sure if the liquid calcium had an effect on this or if it was just coincidence.

Note: If you have a hen that becomes egg bound a few drops of liquid calcium direct to the beak, 2-3 times a day, will often help her pass the egg.

Also: Splayed legs in chicks is often the result of a calcium deficiency. If you catch it early enough a few drops of liquid calcium direct to the beak will frequently solve the problem.

Immunity Plus - A few months back I started using Immunity Plus from Hilton Herbs on a recommendation from Harry Hockaday in England. This product is a mixture of natural ingredients like Echinacea purpurea root, Milk Thistle seed, Gotu kola leaf, Nettle herb, Liquorice root, Cleaver herb, Rosehip shells, Seaweed & Apple cider vinegar that help build the birds natural immunity and keep everything in balance. I have already noticed a difference in the overall health and vigor of the birds, especially when going through the heavy Summer moult.

Apple Cider Vinegar – I have used ACV in the drinking water for years. It keeps gut flora in balance and because of its natural antibiotic properties ACV will help control bacterial infections in the intestines that may result in diarrhea... If you have birds with megabacteria it will slow down the progress of the infection, although it will not cure it.

Lemon Juice - Helps keep gut flora in balance too, and the birds love it.

The Solvite-D and Liquid Calcium water, Immunity Plus, Apple Cider Vinegar, and Lemon Juice are each offered for one week, followed by a week of Probiotics.

At the end of each cycle they get a few days of one of the following...

Garlic Juice – A natural dewormer that also gets rid of mites of all types. Just add enough so you can smell or taste it in the water. If you do not have access to garlic juice you can make your own formula... Crush a few cloves of garlic and soak it in filtered water for 24 hours then use as drinking water.

Iodine Solution – (formulated for cage birds)... Helps with feather problems, especially if your birds do not get additional iodine with powdered seaweed or kelp (which I add to grit and softfood). Be careful not to overdose as it can be toxic.

The following as added on an "as needed" basis... but at least 5-7 days every 4-6 months as a proactive precautionary measure.

Aloe Vera Solution – Another natural dewormer – Cut strips of an aloe vera leaf and soak in a litre bottle. The strips will initially float near the top. When they sink to the bottom the solution is ready. Now mix 50/50 with filtered water and use as drinking water for 7-10 days. The solution can be safely stored in your refrigerator for a week, maybe more.

S76 – A worm, lice and mite treatment. Eliminates the need to catch all your birds and dab them with Ivermectin. An initial dose for 7-10 days will kill off all live parasites. It will not kill eggs that may hatch later so it is important to follow up every 3 months to kill any that may have hatched in the interim. Especially important if the birds have airsac mites.

Cold Tea – A natural remedy...Any drinking tea will do... black or green.. I replace drinking water with cold tea whenever I see loose droppings. The problem is usually corrected within a few days.

Aviform Ultimate – A pigeon product that I add for a week every 4-6 months or if the birds look off color. It contains 13 vitamins PLUS antioxidants that build natural defences against viral and bacterial infections, internal parasites and protozoa including worms, cocci and canker. I mix at half the rate for pigeons. 10ml per 2 litres of water.

Vircon-S – Another from the pigeon and chicken guys. This is a great disinfectant for general use but is very effective defense against young bird sicknesses. Half a teaspoon per gallon of drinking water for 5 days is all that is needed. Good idea to give a good probiotic after use to restore normal balanced gut flora.

Show Results



If you have any show results or images from your show or from shows you have visited.
Please send your show results and images to
editor@budgerigar.com.au for use in the magazine
(Results and images not sent to this email will not be included in the magazine.)

BUDGERIGAR SOCIETY OF NEW SOUTH WALES ANNUAL SHOW — BSNSW 2019

Major Awards




Grand Champion
Champion Any Age
Champion Opposite Sex Any Age
Champion Blue series 2017 Blue ring
Champion Blue Series Opposite Sex, 2017 Blue ring
Champion Young Bird
Champion Opposite Sex Young Bird
Champion Open Young
Champion Opposite Sex Open Young
Champion Intermediate
Champion Intermediate Opposite Sex
Champion Novice
Champion Novice Opposite Sex

Exhibitor

James Matthews
James Matthews
Tony Butt
Jim Baker
James Matthews
Tony Butt
Daniel Childs
Tony Butt
James Matthews
Daniel Childs
Dave Dunn
Ron Brown
Tony Podesta



Best In Variety Awards	Exhibitor
Normal Green	Ron Brown
Normal Grey Green	Jim Baker
Normal Blue	Tony Podesta
Normal Violet	Jim Baker
Normal Grey	Tony Butt
Normal Yellow Faced Blue	James Matthews
Australian Golden Faced Blue	Pam Hewitt
Black Eyed Self Colour	Ray Galbraith
Dilute	Jennifer Bell
Lutino	S & D Strinic
Albino	Ray Galbraith
Dark Eyed Clear	Tony Butt
Clearwing	G & M Lynch
Greywing	James Matthews
Cinnamonwing	Troy Family
Spangle Double Factor	James Matthews
Opaline	Daniel Childs
Opaline AOSV	Troy Family
Texas Clearbody ASV ASC	Jim Baker
Lacewing	Jim Baker
Fallow	S & D Wackwitz
Spangle (Normal)	James Matthews
Spangle AOSV	Troy Family
Dominant Pied	Allan Reid
Recessive Pied	Jim Baker
Darkwing ASV ASC	Jennifer Bell
Whitecap ASV ASC	Jim Baker
Crested	Emma Pasnin
Non Standard	Troy Family
Champion Team	B & N Bradford
Champion Pair	B & N Bradford



CONGRATULATIONS TO ALL WINNERS!





NEWCASTLE BUDGERIGAR CLUB

2019 SHOW RESULTS

Major Awards	Exhibitor
Grand Champion	A & C Druery
Champion Opposite Sex	B & M Wise
Champion Young	A & C Druery
Champion Young Opposite Sex	B & M Wise
Champion Any Age	Smith & Fox
Champion Any Age Opposite Sex	Smith & Fox
Champion Juvenile	Smith & Fox
Champion Juvenile Opposite Sex	Gary Gazzard
Champion Open Juvenile	Smith & Fox
Champion Open Juvenile Opposite Sex	Gary Gazzard
Champion Restricted Juvenile	Sam Richens
Champion Restricted Juvenile Opposite Sex	Leona Adam
Champion Open Young	A & C Druery
Champion Open Young Opposite Sex	B & M Wise
Champion Intermediate Young	Warren McKinlay
Champion Intermediate Young Opposite Sex	Dave Dunn
Champion Novice Overall Young	C Travers
Champion Novice Overall Young Opposite Sex	Hilton Smith
Champion Novice Amateur Young	C Travers
Champion Novice Amateur Young Opposite Sex	Hilton Smith
Champion Beginner / Junior Young	Trent Hill
Champion Beginner / Junior Young Opposite Sex	Riley Mann

Point Score Winner Overall	Maree & Paul McCucker
Point Score Winner, Open	Maree & Paul McCucker
Point Score Winner, Intermediate	Leona Adam
Point Score Winner, Novice Amateur	Tirrel Graham
Point Score Winner, Beginner / Junior	Trent Hill

Best In Variety Awards	Exhibitor
Normal Green	Wayne Ingham
Normal Grey Green	Gary Gazzard
Normal Blue	Leona Adam
Normal Violet	Jim Baker
Normal Grey	Gary Gazzard
Normal Yellow Faced Blue	Wayne Ingham
Black Eyed Self Colour	Gary Gazzard
Dilute	Ken Yorke
Lutino	Smith & Fox
Albino	Warren McKinlay
Dark Eyed Clear	Hilton Smith
Clearwing	G & M Lynch
Greywing	B & M Wise
Cinnamonwing	A & C Druery
Spangle Double Factor	Jupp & Scheerer
Opaline	Maree & Paul McCusker
Opaline AOSV	Dave Dunn
Texas Clearbody ASV ASC	Jim Baker
Lacewing	B & M Wise
Fallow	Maree & Paul McCusker
Spangle (Normal)	B & M Wise
Spangle AOSV	B & M Wise
Dominant Pied	Gary Gazzard
Recessive Pied	C Travers
Saddleback	Ken Yorke
Darkwing ASV ASC	Ken Yorke
Whitecap ASV ASC	Maree & Paul McCusker
Crested	Ken Yorke
Champion Pair, Team, Collection	Smith & Fox



BSNSW CLUB NEWS.

MIAB BRANCH NEWS

The MIAB branch held our AGM on the 8th July at one of our junior members Samuel's Jones house in Cootamundra a big thank you to his parents Julian and Charlene for the beautiful meal and refreshments it was greatly appreciated.

We had our election of office bearers for the 2019/2020 season with mostly unchanged positions from the previous year.

Chairperson—Estelle French

Vice— Glenn Schiller

Vice—Eric Whitton (Newly elected)

Treasurer—Marion Watson

Secretary— Horatio French

Afterwards we had a great discussion about a number of things with a letter being sent to the BSNSW to be tabled at the next general meeting about a number of things that are of concern to us.

Kind Regards

MIAB Branch

PENRITH VALLEY BRANCH NEWS

Penrith Valley Branch held our AGM on the 5th of July at our normal meeting place at Landillo Community Hall. We had a great turn out of people to the AGM.

We had quite a large change in the committee of Penrith Valley Branch.

Chairperson—Justin Magnee

Vice—Ray Rogers

Vice—Keith Prior

Treasurer—Mark Finnemore

Secretary—Aaron Beman

Show Manager—Wade Dunn

Ring Registrar—Brad Smith

Upon conclusion of the AGM we had a quick meeting of which we discussed what we would like to see for our club and for our hobby and concluded quite early, which was great for our members.

Kind Regards

Penrith Valley Branch

BSNSW NOTICE OF ANNUAL GENERAL MEETING

To be held on Saturday 14th September 2019 at Blacktown RSL starting at 10am.

The business of the AGM will be:

To confirm the minutes of the last preceding Annual General meeting

To receive and consider the Office bearers' written reports

To elect Office Bearers of the society

To elect two Auditors of the society

All attending the AGM must be financial members of the BSNSW and will be checked at the door.

After the AGM all are invited to stay for the Management Committee Meeting from approx. 11:30am

Should you wish to have minutes of the previous AGM please let me know and I will copy and post, or email to you.

Any members wishing to bring any other business before the AGM will need to give notice to me prior to the 30th August 2019 for inclusion into the Agenda.

Mark Finnimore

General Secretary

secretary@budgerigar.com.au

0432680717

ADVERTISE YOUR BUSINESS OR EVENT TO OVER 400 MEMBERS HERE

FULL COLOUR PAGE
FULL PAGE \$360.00 / 6 ISSUES
1/2 PAGE \$210.00 / 6 ISSUES
FOR 6 ISSUES TO EVERY MEMBER OF THE BSNSW INC.

